



Download our free school app!

Download "School Enews" to receive push alerts and easily access all notes, newsletters, notices, reminders and events.



2 easy ways to get the app:

- 1) On your device, open the App Store, Play Store or Windows Store
- 2) Search for "Enews" and download the "School Enews" app
- 3) Open app and search for your school name or postcode

or

- 2) Use a QR scanner on your smartphone or tablet



iPhone



iPad



Android



Windows
Phone

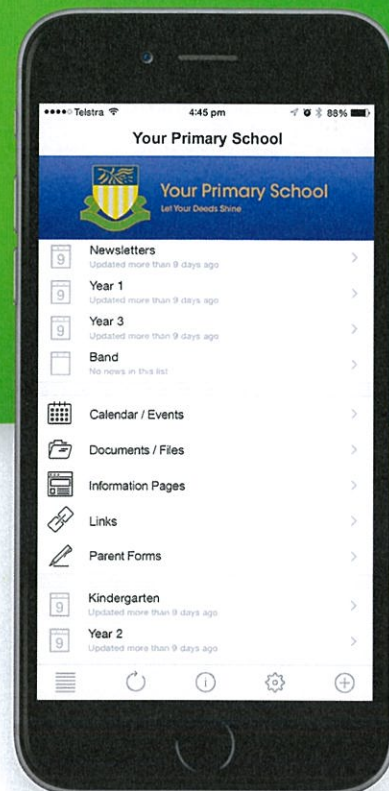


Windows



SchoolEnews

Schools send free alerts and notes, newsletters, notices, events, news and more to parents.



How to install School Enews

iPhone and iPad Users

- 1) Press App Store icon on your device
- 2) Press Search and type in "Enews"
- 3) Press "Get", the app will download
- 4) Press "Open" and accept "push alerts"
- 5) Search for your school name

Android Users

- 1) Press Play Store icon on your device
- 2) Press magnifying glass and type in "Enews"
- 3) Press "Install", the app will download
- 4) Press "Open"
- 5) Search for your school name

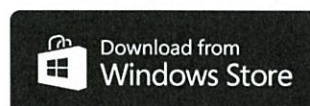

Configure Push Alerts

- 1) Press "Settings / Cog" icon
- 2) Turn off the lists you don't want

Other Smartphones and Tablets

Visit <http://app.schoolenews.com> for more apps

School Enews delivers news directly to parents and students!



Subscribe for Email Updates

- 1) Visit your school website
- 2) Click "School Enews" or "Newsletters & Notes" top heading (might differ slightly)
- 3) Under the "Subscribe" heading, tick on appropriate lists
- 4) Enter in your name and email address.
- 5) Click Subscribe (IMPORTANT: An email will be sent to your email address, you MUST click the "Activate Now" inside this email that is sent to you)



Don't forget to Like us on [Facebook.com/schoolenews](https://www.facebook.com/schoolenews)
Find out more at www.schoolenews.com