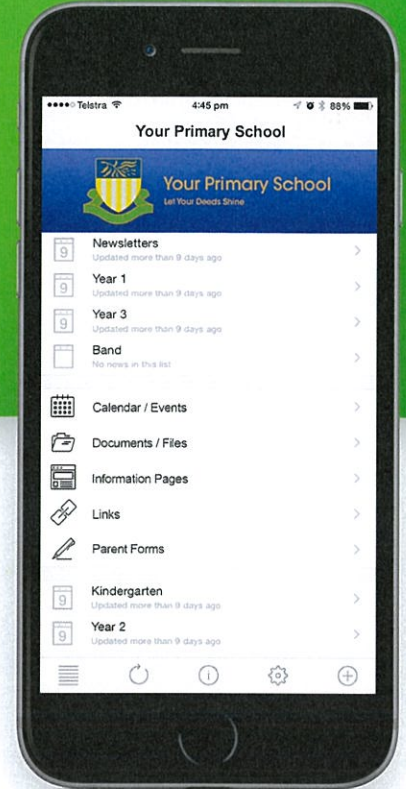




SchoolEnews

Schools send free alerts and notes, newsletters, notices, events, news and more to parents.



How to install School Enews

iPhone and iPad Users

- 1) Press App Store icon on your device
- 2) Press Search and type in "Enews"
- 3) Press "Get", the app will download
- 4) Press "Open" and accept "push alerts"
- 5) Search for your school name

Android Users

- 1) Press Play Store icon on your device
- 2) Press magnifying glass and type in "Enews"
- 3) Press "Install", the app will download
- 4) Press "Open"
- 5) Search for your school name



Configure Push Alerts

- 1) Press "Settings / Cog" icon
- 2) Turn off the lists you don't want

Other Smartphones and Tablets

Visit <http://app.schoolenews.com> for more apps

School Enews delivers news directly to parents and students!



Subscribe for Email Updates

- 1) Visit your school website
- 2) Click "School Enews" or "Newsletters & Notes" top heading (might differ slightly)
- 3) Under the "Subscribe" heading, tick on appropriate lists
- 4) Enter in your name and email address.
- 5) Click Subscribe (IMPORTANT: An email will be sent to your email address, you MUST click the "Activate Now" inside this email that is sent to you)



Don't forget to Like us on [Facebook.com/schoolenews](https://www.facebook.com/schoolenews)
Find out more at www.schoolenews.com